

[www.pixtrans.com](http://www.pixtrans.com)

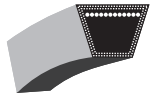
# PIX Belt Catalogue



PIX - DuraBand® - XS 3H5V 750 La  
PIX - DuraBand® - XS 3H5V 750 La  
PIX - DuraBand® - XS 3H5V 750 La

PIX - X'act HTD® 520 8M 20  
PIX - X'act HTD® 520 8M 20  
PIX - X'act HTD® 520 8M 20  
PIX - X'act HTD® 520 8M 20

# PIX-X'set® - XS WRAP CONSTRUCTION BELTS



## WRAPPED CLASSICAL BELTS

WST									Belt Length Factor			
									Lp to La (mm)	Li to Lp (mm)	Li to La (mm)	
WST-8-	8	8.0 mm	5.0 mm	40	DIN 2215-1975	40 mm	40"	175"	12	19	31	Li
WST-Z-	Z	10.0 mm	6.0 mm	40	IS 2494, BS 3790, ISO 4184	50 mm	9.5"	195"	16	22	38	Li
WST-A-	A	13.0 mm	8.0 mm	40	IS 2494, BS 3790, ISO 4184	71 mm	13"	357"	14	36	50	Li
WST-B-	B	17.0 mm	11.0 mm	40	IS 2494, BS 3790, ISO 4184	112 mm	16"	658"	26	43	69	Li
WST-20-	20	20.0 mm	13.0 mm	40	DIN 2215-1975	160 mm	35.5"	375"	31	48	79	Li
WST-C-	C	22.0 mm	14.0 mm	40	IS 2494, BS 3790, ISO 4184	180 mm	31"	900"	32	56	88	Li
WST-25-	25	25.0 mm	16.0 mm	40	DIN 2215-1975	250 mm	57"	900"	39	61	100	Li
WST-D-	D	32.0 mm	19.0 mm	40	IS 2494, BS 3790, ISO 4184	355 mm	44.5"	900"	40	79	119	Li
WST-E-	E	38.0 mm	23.0 mm	40	IS 2494	500 mm	90"	900"	53	92	145	Li

## WRAPPED WEDGE BELTS

WST-SPZ-	SPZ	10.0 mm	8.0 mm	40	BS 3790	63 mm	365 mm	4953 mm	13	37	50	Lp
WST-SPA-	SPA	13.0 mm	10.0 mm	40	BS 3790	90 mm	576 mm	9110 mm	18	45	63	Lp
WST-SPB-	SPB	17.0 mm	14.0 mm	40	BS 3790	140 mm	1000 mm	16764 mm	28	60	88	Lp
WST-19-	19	19.0 mm	15.0 mm	40	DIN 7753	180 mm	2184 mm	9068 mm	25	69	94	Lp
WST-SPC-	SPC	22.0 mm	18.0 mm	40	BS 3790	224 mm	1750 mm	22860 mm	30	83	113	Lp

## WRAPPED NARROW BELTS

WST-3V-	3V	9.7 mm	8.0 mm	40	RMA IP 22	63 mm	19.5"	190"	13	37	50	La
WST-5V-	5V	15.8 mm	14.0 mm	40	RMA IP 22	140 mm	44"	654"	25	60	85	La
WST-8V-	8V	25.4 mm	23.0 mm	40	RMA IP 22	335 mm	90"	900"	53	92	145	La

## WRAPPED LIGHT DUTY SINGLE V-BELTS

Series	3L	4L	5L
Product Code	WST-3L-	WST-4L-	WST-5L-
Top width (mm)	10	13	17
Thickness (mm)	6	8	10
Angle (Degrees)	40	40	40
Range La (Inches)	10.5 to 176	15 to 357	21 to 239

### Features of PIX-X'set-XS Wrapped Belts

- Oil Resistant
- Antistatic
- Maximum belt linear speed up to 30 m/sec
- Temperature Range: -18°C to +80°C
- ATEX Certified FRAS Belts are available

**Application:** General industrial and engineering drives.

# PIX-X'tra® - XR RAW EDGE COGGED BELTS



## RAW EDGE COGGED CLASSICAL BELTS

XST									Belt Length Factor			
									Lp to La (mm)	Li to Lp (mm)	Li to La (mm)	
XST-ZX-	ZX	10.0 mm	6.0 mm	36	IS 2494, BS 3790, ISO 4184	40 mm	23"	200"	16	22	38	Li
XST-AX-	AX	13.0 mm	8.0 mm	36	IS 2494, BS 3790, ISO 4184	63 mm	22"	200"	14	36	50	Li
XST-BX-	BX	17.0 mm	11.0 mm	36	IS 2494, BS 3790, ISO 4184	90 mm	21"	200"	26	43	69	Li
XST-CX-	CX	22.0 mm	14.0 mm	36	IS 2494, BS 3790, ISO 4184	140 mm	21"	200"	32	56	88	Li

## RAW EDGE COGGED WEDGE BELTS

XST-XPZ-	XPZ	10.0 mm	8.0 mm	36	BS 3790	56 mm	590 mm	5117 mm	13	37	50	Lp
XST-XPA-	XPA	13.0 mm	10.0 mm	36	BS 3790	71 mm	590 mm	5125 mm	21	42	63	Lp
XST-XPB-	XPB	17.0 mm	14.0 mm	36	BS 3790	112 mm	600 mm	5140 mm	28	60	88	Lp
XST-XPC-	XPC	22.0 mm	18.0 mm	36	BS 3790	180 mm	600 mm	5163 mm	38	75	113	Lp

## RAW EDGE COGGED NARROW BELTS

XST-3VX-	3VX	9.7 mm	8.0 mm	38	RMA IP 22	56 mm	24"	202"	13	37	50	La
XST-5VX-	5VX	15.8 mm	14.0 mm	38	RMA IP 22	112 mm	24"	203"	28	55	85	La
XST-8VX-	8VX	25.4 mm	23.0 mm	38	RMA IP 22	254 mm	90"	200"	49	96	145	La

## LIGHT DUTY SINGLE V-BELTS

Series	2LX	3LX	4LX	5LX
Product Code	XST-2LX-	XST-3LX-	XST-4LX-	XST-5LX-
Top width (mm)	6	10	13	17
Thickness (mm)	4	6	8	10
Angle (Degrees)	38	38	38	38
Range La (Inches)	24 to 201	24 to 201	24 to 202	24 to 202

### Features of PIX-X'tra-XR Raw Edge Cogged Belts

- Oil Resistant & Antistatic
- Maximum belt linear speed up to 30 m/sec
- Higher power transmission capacity than Wrapped Belts
- Superior transverse stiffness & high wear resistance
- Suitable for drives with small pulley diameters, high ambient temperature & speeds
- Temperature Range: -25°C to +100°C
- ATEX Certified FRAS Belts are available

**Application:** General industrial and engineering drives.

# PIX-X'ceed® RIBBED / POLY V-BELTS



PST								
*PST-NPH	PH	2.9 mm	1.60 mm	13 mm	280 mm	5080 mm	Le	
*PST-NPJ	PJ	3.8 mm	2.34 mm	20 mm	280 mm	5080 mm	Le	
*PST-NPL	PL	7.6 mm	4.70 mm	75 mm	500 mm	5080 mm	Le	
*PST-NPM	PM	13.3 mm	9.40 mm	180 mm	950 mm	5080 mm	Le	

Note: \*N=Number of Ribs

### Features of PIX-X'ceed Ribbed Belts

- Oil Resistant & Antistatic
- High Power Transmission Capacity
- Temperature Range: -25°C to +100°C
- Maximum belt linear speed up to 50 m/sec
- Highly flexible, noise free & smooth running
- Can be used for speed ratios up to 1:30
- ATEX Certified FRAS Belts are Available

**Application:** For compact drives with high speed ratios, drives requiring minimum maintenance, drives in a noise sensitive environment, for serpentine drives and drives with reverse bend idlers like household appliances, work tools, machine tools etc.



# PIX-X'act® TIMING / SYNCHRONOUS BELTS

## Features of PIX-X'act Timing Belts

- High efficiency due to positive engagement between belt teeth and pulley grooves
- Free from maintenance, No re-tensioning & high tension required
- Fibre glass cord provides strength, excellent flex life & high resistance to elongation

- Exact Power Transmission
- Low noise level & longer service life
- Improved stress distribution

## PIX-X'act® CT CLASSICAL TIMING BELTS



TST	XL	5.080 mm	1.27 mm	2.30 mm	130XL to 450XL	Lp
TST-L	L	9.525 mm	1.91 mm	3.60 mm	124L to 720L	Lp
TST-H	H	12.700 mm	2.29 mm	4.30 mm	230H to 1700H	Lp

270	XL	025
Pitch Length 27"	Section (Tooth pitch 5.080 mm)	Belt Width 0.25"

Note : Maximum sleeve width is available up to 450 mm

## PIX-X'act® STD STD TIMING BELTS



TST	S 5M	5.00 mm	1.91 mm	3.40 mm	STD S 5M 375 to STD S 5M 2525	Lp
TST-S5M	S 5M	5.00 mm	1.91 mm	3.40 mm	STD S 5M 375 to STD S 5M 2525	Lp
TST-S8M	S 8M	8.00 mm	3.05 mm	5.30 mm	STD S 8M 376 to STD S 8M 2600	Lp

STD 150	S 5M	650
Belt Top Width 15 mm	Section (Tooth pitch 5.0 mm)	Pitch Length 650 mm

Note : Maximum sleeve width is available up to 450 mm

## PIX-X'act® HTD HTD TIMING BELTS



TST	5M	5.00 mm	2.06 mm	3.80 mm	330 5M to 2100 5M	Lp
TST-5M	5M	5.00 mm	2.06 mm	3.80 mm	330 5M to 2100 5M	Lp
TST-8M	8M	8.00 mm	3.48 mm	6.00 mm	424 8M to 3600 8M	Lp
TST-14M	14M	14.00 mm	6.25 mm	10.00 mm	966 14M to 3850 14M	Lp

800	8M	30
Pitch Length 800 mm	Section (Tooth pitch 8.0 mm)	Belt Width 30 mm

Note : Maximum sleeve width is available up to 450 mm

**Application:** Suitable for drives demanding exact power transmission such as robotic machines, textile machinery, CNC Machines, Electronic equipment such as printers, scanners, currency counting machines etc.

# PIX-DuraBand® HIGH POWER BANDED BELTS

## Features of PIX-DuraBand Banded Belts

- Enhanced Power Transmission capacity up to 25%
- Lesser number of belts required as compared to multiple single-belt drive
- High adhesion strength between tie band and the belts
- Eliminates chances of mismatch in length as observed in multiple single-belt drive
- Antistatic, Oil and Heat resistant
- ATEX certified FRAS belts are also available
- Manufactured through single stage curing process


## PIX-DuraBand® - XS WRAPPED BANDED BELTS (AS PER ISO 5290, ISO 5291, BS 3790 STD)



WDB						Min	Max	
WDB-HA	HA	13.0 mm	10.0 mm	40	15.9 mm	33"	255"	Li
WDB-HB	HB	17.0 mm	13.0 mm	40	19.0 mm	43"	370"	Li
WDB-HC	HC	22.0 mm	16.0 mm	40	25.5 mm	47"	900"	Li
WDB-HD	HD	32.0 mm	21.5 mm	40	37.0 mm	90"	900"	Li
WDB-HE	HE	38.0 mm	27.0 mm	40	44.5 mm	90"	900"	Li
WDB-HZ	HZ	10.0 mm	8.5 mm	40	10.3 mm	45"	174"	Li
WDB-HSPZ	HSPZ	10.0 mm	10.0 mm	40	12.0 mm	1168 mm	9042 mm	Lp
WDB-HSPA	HSPA	13.0 mm	12.0 mm	40	15.0 mm	914 mm	4470 mm	Lp
WDB-HSPB	HSPB	17.0 mm	16.0 mm	40	19.0 mm	1702 mm	9271 mm	Lp
WDB-HSPC	HSPC	22.0 mm	20.0 mm	40	25.5 mm	2184 mm	22860 mm	Lp
WDB-H3V	H3V	9.7 mm	10.0 mm	40	10.3 mm	35.5"	178"	La
WDB-H5V	H5V	15.8 mm	16.0 mm	40	17.5 mm	48"	660"	La
WDB-H8V	H8V	25.4 mm	25.0 mm	40	28.6 mm	95"	900"	La

All Wrapped section belts such as B, C, D, E, SPC and 8V in single and banded construction can be supplied up to 1000" or 25400 mm

## PIX-DuraBand® - XR RAW EDGE COGGED BANDED BELTS



XRB								
XDB-HAX	HAX	13.0 mm	10.0 mm	36	15.9 mm	23.5"	200"	Li
XDB-HBX	HBX	17.0 mm	13.0 mm	36	19.0 mm	23.5"	200"	Li
XDB-HCX	HXC	22.0 mm	16.0 mm	36	25.5 mm	23.5"	200"	Li
XDB-HXPZ	HXPZ	10.0 mm	10.0 mm	36	12.0 mm	600 mm	5080 mm	Lp
XDB-HXPA	HXPA	13.0 mm	12.0 mm	36	15.0 mm	600 mm	5080 mm	Lp
XDB-HXPB	HXPB	17.0 mm	16.0 mm	36	19.0 mm	600 mm	5080 mm	Lp
XDB-HXPC	HXPC	22.0 mm	20.0 mm	36	25.5 mm	600 mm	5080 mm	Lp
XDB-H3VX	H3VX	9.7 mm	10.0 mm	36	10.3 mm	23.5"	200"	La
XDB-H5VX	H5VX	15.8 mm	16.0 mm	36	17.5 mm	23.5"	200"	La

(AS PER ISO 5290, ISO 5291, BS 3790 STD)

## Application:

Best suited for drives with severe vibrations, Vertical Shaft Drives, V-flat Drives, Agricultural Drives, Stone Crushers, Heavy Duty Compressors, Generator sets, Pumps, Cold Forging Machines & Mining Equipment.

# PIX - VARIABLE SPEED BELTS

## Features:

- Excellent transverse rigidity and flexibility to prevent bucking at minimum diameter settings where belt stresses are greatest
- Firm gripping action in the contact areas provide positive traction for precise, immediate response
- Higher Power Transmission than regular range
- Longer service life
- Facilitates smooth running without excessive vibration
- Specific Belt Design for maximum longitudinal flexibility



## PIX-X'set® vs WRAPPED VARIABLE SPEED BELTS

WVS		∠xx°	Min	Max	Li
WVS-17x8-	17x8	40	800 mm	1262 mm	Li
WVS-25x13/HI-	25x13 / HI	30	1080 mm	8992 mm	Li
WVS-32x15/HJ-	32x15 / HJ	34	1175 mm	8244 mm	Lp
WVS-38x18/HK-	38x18 / HK	30	1500 mm	9170 mm	Lp
WVS-45x20/HL-	45x20 / HL	30	1606 mm	8845 mm	Lp
WVS-51x20/HM-	51x20 / HM	34	1893 mm	9590 mm	Lp
WVS-58x25-	58x25	30	1930 mm	6604 mm	Lp
WVS-60x25-	60x25	30	1930 mm	6604 mm	Lp

(AS PER ISO 3410:1989 / BS 3733: 1974 STANDARDS)

## NON STANDARD SIZES

WVS-13x11-	13x11	40	1067 mm	2057 mm	Li
WVS-15x9-	15x9	40	608 mm	6452 mm	Li
WVS-19x11-	19x11	40	1100 mm	3937 mm	Li
WVS-21x9-	21x9	40	991 mm	1930 mm	Li
WVS-22x16-	22x16	40	1727 mm	6553 mm	Li
WVS-30x12-	30x12	30	1002 mm	6604 mm	Li
WVS-33x22-	33x22	30	3915 mm	22860 mm	Li
WVS-38x23-	38x23	26	2362 mm	8966 mm	Li
WVS-40x20-	40x20	30	878 mm	6579 mm	Li
WVS-68x24-	68x24	32	2540 mm	9042 mm	Li

## PIX-X'tra® - xv RAW EDGE COGGED VARIABLE SPEED BELTS



XVS				∠xx°	Belt Length Factor			Min	Max
					Lp to La (mm)	Li to Lp (mm)	Li to La (mm)		
XVS - 22V-A22/1422V-	22V-A22/1422V	22.0 mm	8.0 mm	22	15	35	50	700 mm	5115 mm
XVS - 30V-A22/1922V-	30V-A22/1922V	30.0 mm	10.0 mm	22	20	42	62	700 mm	5125 mm
XVS - 37V-A22/2322V-	37V-A22/2322V	37.0 mm	11.0 mm	22	23	46	69	700 mm	5126 mm
XVS - 30V-A26/1926V-	30V-A26/1926V	30.0 mm	11.0 mm	26	23	46	69	700 mm	5126 mm
XVS - 46V-A26/2926V-	46V-A26/2926V	46.0 mm	13.0 mm	26	27	55	82	700 mm	5137 mm
XVS - 51V-A26/3226V-	51V-A26/3226V	51.0 mm	13.0 mm	26	27	55	82	700 mm	5137 mm
XVS - 40V-A30/2530V-	40V-A30/2530V	40.0 mm	15.0 mm	30	30	65	95	700 mm	5146 mm
XVS - 51V-A30/3230V-	51V-A30/3230V	51.0 mm	16.0 mm	30	33	67	100	700 mm	5147 mm
XVS - 70V-A30/4430V-	70V-A30/4430V	70.0 mm	18.0 mm	30	37	77	114	700 mm	5157 mm
XVS - 64V-A36/4036V-	64V-A36/4036V	64.0 mm	18.0 mm	36	37	77	114	700 mm	5157 mm
XVS - 70V-A36/4436V-	70V-A36/4436V	70.0 mm	18.0 mm	36	37	77	114	700 mm	5157 mm
XVS - 76V-A36/4836V-	76V-A36/4836V	76.0 mm	19.0 mm	36	39	81	120	700 mm	5161 mm
XVS - HG-	HG	16.5 mm	8.0 mm	26	15	35	50	700 mm	5115 mm
XVS - HH-	HH	20.4 mm	10.0 mm	26	20	42	62	700 mm	5125 mm
XVS - HI-	HI	25.4 mm	12.7 mm	26	27	55	82	700 mm	5135 mm
XVS - HJ-	HJ	31.8 mm	15.1 mm	26	30	65	95	700 mm	5145 mm
XVS - HK-	HK	38.1 mm	17.5 mm	26	37	77	114	700 mm	5155 mm
XVS - HL-	HL	44.5 mm	19.8 mm	26	40	82	122	700 mm	5165 mm
XVS - HM-	HM	50.8 mm	22.2 mm	26	45	90	135	700 mm	5177 mm
XVS - HN-	HN	57.2 mm	23.9 mm	26	50	100	150	700 mm	5185 mm
XVS - HO-	HO	63.5 mm	25.4 mm	26	53	106	159	700 mm	5192 mm

(AS PER RMA IP 25/1991, ISO 3410 (E) / IS: 8777-1978 STANDARDS)

## RAW EDGE COGGED VARIABLE SPEED BELTS (NON-STANDARD SECTIONS)

XVS		Min	Max	Li
XVS-5.0 (REC/REP)-	5.0 (REC/REP)	23.5"	86"	Li
XVS-8.0 (REC/REP)-	8.0 (REC/REP)	24.0"	200"	Li
XVS-9.0 (REC/REP)-	9.0 (REC/REP)	24.0"	200"	Li
XVS-10.0 (REC/REP)-	10.0 (REC/REP)	24.0"	200"	Li
XVS-11.0 (REC/REP)-	11.0 (REC/REP)	24.0"	200"	Li
XVS-12.0 (REC/REP)-	12.0 (REC/REP)	24.0"	200"	Li
XVS-13.0 (REC/REP)-	13.0 (REC/REP)	27.0"	200"	Li
XVS-14.0 (REC/REP)-	14.0 (REC/REP)	27.0"	200"	Li
XVS-15.0 (REC/REP)-	15.0 (REC/REP)	27.0"	200"	Li
XVS-16.0 (REC/REP)-	16.0 (REC/REP)	27.0"	200"	Li
XVS-17.0 (REC/REP)-	17.0 (REC/REP)	35.0"	200"	Li
XVS-18.0 (REC/REP)-	18.0 (REC/REP)	35.0"	200"	Li
XVS-19.0 (REC/REP)-	19.0 (REC/REP)	35.0"	200"	Li
XVS-20.0 (REC/REP)-	20.0 (REC/REP)	35.0"	200"	Li
XVS-21.0 - 30.0 (REC)-	21.0 - 30.0 (REC)	63.0"	200"	Li
XVS-20.0 - 22.0 (REP)-	20.0 - 22.0 (REP)	63.0"	200"	Li

**Note:** These belts can be manufactured with Top Width ranging from 5 mm to 82 mm & Angle: 22° up to 60°

## Applications:

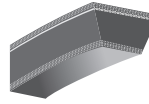
For use on variable speed pulley drives requiring exact speed control and maximum range of speed changes. Ideal for recreational equipment, agricultural applications and machine tools.



## PIX - RAW EDGE PLAIN & LAMINATED BELTS



### PIX-X'tra®-XP Raw Edge Plain Belts



### PIX-X'tra®-XL Raw Edge Laminated Belts

Standards, Dimensions & Product Range: Same as Raw Edge Moulded Cogged Belts

## PIX - SPECIAL CONSTRUCTION BELTS

#### Features:

- Longer service life
- Excellent adhesion between top profile and the belt
- Application specific designed belts
- Designed for applications where power transmission and conveying of material is done simultaneously

### PIX-ECHELON®-XS



					Min	Max	
WPO-B-	B (17x14)	17 mm	14 mm	3 mm	85"	658"	Li
WPO-B-	B (17x16)	17 mm	16 mm	5 mm	85"	658"	Li
WPO-A-	A (13x13)	13 mm	13 mm	5 mm	48"	356"	Li
WPO-37 x 25-	37 x 25	37 mm	25 mm	5 mm	116"	375"	Li

For Food Grain & Ceramic Tiles Industry



### PIX-TEXTURA®-XS

WHC-B-	B (17x17)	17 mm	17 mm	6 mm	42"	658"	Li
WHC-C-	C (22x20)	22 mm	20 mm	6 mm	66"	900"	Li

For Ceramic Tiles and General Industries



### PIX-CERAMICA®-XS

WP6-B-	B (17x22)	17 mm	22 mm	11 mm	85"	357"	Li
WP6-B-	B (17x26)	17 mm	26 mm	15 mm	66"	356"	Li
WP6-B-	B (17x21)	17 mm	21 mm	10 mm	42"	79"	Li
WP6-C-	C (22x25)	22 mm	25 mm	11 mm	73"	320"	Li

For Ceramic Tiles Industry



### PIX-EXTRACTOR®-XS

WP7-37-	37(37x25)	37 mm	25 mm	7 mm	4064 mm	8890 mm	Lp
WP7-D-	D (32x26)	32 mm	26 mm	7 mm	142"	633"	Li

For Carrot Harvesting Machines, Horticultural Industry

## PIX-FRAS® FIRE RESISTANT ANTISTATIC BELTS



### PIX-FRAS®-XS Wrapped Belts

#### Features:

- Fire Resistant
- Antistatic
- ATEX Certified

### PIX-FRAS®-XR Raw Edge Belts

#### Product Range:

- Entire range in Wrapped, Raw Edge and Ribbed / Poly Belts
- Banded Belts are also available in Wrapped and Raw Edge Construction

### PIX-FRAS®-XC Ribbed / Poly V-Belts

## PIX-BRUTE® HIGH POWER BELTS



### PIX-BRUTE®-XS Wrapped Belts

#### Features:

- High power transmission up to 20 to 30%
- Longer belt service life
- Reduced number of belts are required
- Lesser belt deformation in comparison to regular belt
- Lower drive cost

### PIX-BRUTE®-XR Raw Edge Belts

#### Product Range:

- Entire range in Wrapped and Raw Edge Constructions
- Banded Belts are also available

## PIX-THERMAL® HIGH TEMPERATURE BELTS



### PIX-THERMAL®-XS Wrapped Belts

Temp. Range: -25°C to +100°C

### PIX-THERMAL®-XR Raw Edge Belts

Temp. Range: -35°C to +130°C

### PIX-THERMAL®-XC Ribbed / Poly V-Belts

Temp. Range: -35°C to +130°C

### PIX-THERMAL®-XT Timing Belts

Temp. Range: -40°C to +150°C

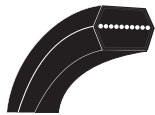
#### Features:

- Very high temperature resistant
- Longer service life
- Crack & damage free in high temperature applications
- Higher power transmission capacity in comparison to regular belts

#### Product Range:

- Entire range in Wrapped, Raw Edge, Poly/ Ribbed and Timing Belt Constructions
- Banded Belts are also available in Wrapped and Raw Edge Construction

## PIX-Duo® DOUBLE SIDED BELTS



### PIX-Duo® - XS HEXAGONAL BELTS

WDS-AA-	AA	13.0 mm	10.0 mm	40	80 mm	46"	254"	Li
WDS-BB-	BB	17.0 mm	14.0 mm	40	125 mm	40"	660"	Li
WDS-CC-	CC	22.0 mm	17.0 mm	40	224 mm	73"	900"	Li
WDS-25-	25	25.0 mm	22.0 mm	40	280 mm	88"	900"	Le

### PIX-Duo® - XR DOUBLE COG BELTS

Top Width (mm)	30 -80		
Thickness (mm)	14 to 20	20 to 24	24 to 30
Angle (Degrees)	22 to 32°		
Range Li (mm)	1000 to 2000	1600 to 2000	2050 to 4800

#### Features of PIX-Duo Belts:

- Absolutely flexible
- Transmits power from both the sides
- This special construction allows belt to be used in "Serpentine Drive" system



### PIX-Duo® - XC DOUBLE SIDED POLY V-BELTS

#### Sections:

DPK: 2 to 13 ribs. Range: 1195 mm to 3105 mm

DPL: 2 to 11 ribs. Range: 1200 mm to 3105 mm

## PIX-HARVESTER® AGRICULTURAL BELTS



### PIX-HARVESTER® - XS

Wrapped Belts

### PIX-HARVESTER® - XR

Raw Edge Belts

### PIX-HARVESTER® - XC

Ribbed / Poly V-Belts

#### Features of PIX-Harvester Belts

- Specially designed for application with outside idlers
- More flexible, suitable for small pulley diameters
- Higher power transmission than regular belts
- Excellent performance under variable load conditions

#### Product Range:

- Standard product range & OEM Parts in Wrapped, Raw Edge and Ribbed / Poly V-Belts
- Banded Belts are also available in Wrapped and Raw Edge Constructions

## PIX-MUSCLE® - XS MUSCLE BELTS



#### Features:

- 30 to 35% more power transmission
- Maintenance free
- No elongation
- REACH complaint, Eco friendly
- Longer service life, less down time, reduced drive cost
- Space saver belts
- Reduced wear

Product Range: Z, A, B, C, SPZ, SPA, SPB, SPC, 3V, 5V Sections

## PIX-GREEN POWER® HALOGEN FREE BELTS



#### Features:

- Trouble free and efficient performance without any harmful emissions
- Eco-friendly belts
- REACH and RoHS compliant
- Smooth-running operation
- Halogen-free
- Helps maintain pollution free environment

Product Range: All Wrapped Belts in Classical, Narrow & Wedge sections

## PIX-LawnMaster® LAWN MOWER BELTS



#### Features:

- High tensile strength, non-extensibility, high resistance to shock loads
- High resistance to wear and tear, reduced slippage while clutching
- Able to withstand high level of reverse flexing
- High resistance to Oil, Heat and cracking

Product Range: 3L, 4L, 5L & other OEM parts

## PIX-DryCover® DRY COVER BELTS



#### Features:

- Suitable for drives having clutch applications
- Designed for applications where contamination is not accepted
- Available in Polyester and Aramid cord constructions

Application: Chemical, pharmaceuticals, food industry etc

## PIX-TopCoat® TOP COAT BELTS



Shore Hardness: 43 ± 3 (Red Colour)  
Shore Hardness: 50 ± 3 (Magenta Colour)  
Shore Hardness: 57 ± 3 (Corel Colour)  
Shore Hardness: 67 ± 3 (Black Colour)

### PIX-TopCoat®

#### Timing Belts

**Product Range (Lp):** 570 -2000 mm  
**Top Width:** As per requirement

### PIX-TopCoat®

#### Poly / Ribbed V-Belts

**Product Range (Le):** 700 -2000 mm  
**No of Ribs:** PJ: Up to 36ribs  
PK: Up to 24 ribs  
PL: Up to 18 ribs



Shore Hardness: 43 ± 3 (Red Colour)  
Shore Hardness: 50 ± 3 (Magenta Colour)  
Shore Hardness: 57 ± 3 (Corel Colour)  
Shore Hardness: 67 ± 3 (Black Colour)

#### Features:

- PIX Top Coat Belt is having profile top rubber, specific to applications
- The profile top rubber provides excellent cushioning coupled with extra elasticity
- Excellent flexibility of PIX Top Coat Belt prevents cracking or tearing while application
- Premium friction suitable for providing proper support to contact material
- Belts are designed with abrasion resistance properties
- Top Profile Thickness: 1.5, 3, 6, 8 & 10mm

**Temperature Range:** -18°C to +80°C

**Application:** FFS (Form-fill & seal) machine, bakeries, paper & printing, soaps & cosmetics, cables drawing, plastic tube drawing, bottling plants etc.

#### Note:

1. Belt selection should strictly be done on the basis of temperature, top coat hardness & application.
2. Availability of particular size in product range to be cross checked before placing order.

## PIX-GALLANT® HEAVY DUTY HIGH POWER BELTS



#### Features:

- More power transmission capacity
  - Up to 40% for PIX Gallant single belts
  - Up to 55% for PIX Gallant banded belts
- Specially treated outer tough cover reduces sidewall wear
- Kevlar corded to withstand sudden shear forces at peak loads
- Belt is designed to exhibit excellent durability, strength, abrasion & wear resistance
- Unique performance under heavy shocks & impulse loads
- Low heat generation even at very high speed
- Best solution for compact drives as lesser number of belts are required
- "Fit it Once". No re-tensioning required
- One single branding that combines all the major features & fit for every robust application

**Product Range:** Z, A, B, C, SPZ, SPA, SPB, SPC, 3V, 5V Sections

## PIX-PowerTex® TEXTILE MACHINERY BELTS

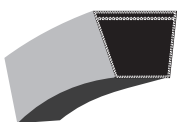


#### Features:

- Designed to meet high power transmission requirement of textile spinning mills of up to 60 kW
- Developed for spinning mills to operate at spindle with very high speeds of up to 20000 RPM
- Higher power transmission capacity
- Excellent performance & customer satisfaction by giving energy saving solutions in textile spinning application

**Product Range:** Currently, X62x221-K-1745 belt is being supplied, other sections and sizes are available on request

## PIX-ASYMMETRA® ASYMMETRIC BELTS



Top Width	Height	Angle α	Angle β	Length	Label
19.0 mm	10.0 mm	18°	2°	1005 mm	La
16.0 mm	9.0 mm	18°	2°	695 mm	La
19.0 mm	10.0 mm	18°	2°	740 mm	La
19.0 mm	8.0 mm	18°	2°	680 mm	La
19.0 mm	10.0 mm	18°	2°	685 mm	La

**Application:** Golf cart, snow mobiles, Minibikes, Material Handling & Industrial Equipment

## PIX-TIMING POLY BELTS



#### Features:


- Suitable for multi-shaft transmission with reversed rotary directions of pulleys
- Anti static, oil and heat resistant
- Noise free transmission
- Operating temperature range -25°C to +100°C

**Applications:** Flour & rice mills, Food grain industries

**Range:** Entire timing belt range with PK & PL poly sections

**Note:** Available in Kevlar / Glass cord constructions





**PIX Group of Companies**

Nagpur & Mumbai, India | Ipswich, Lisburn & Barry, UK  
Borchen, Germany | Ras-Al-Khaimah, UAE | Shanghai & Hangzhou, China